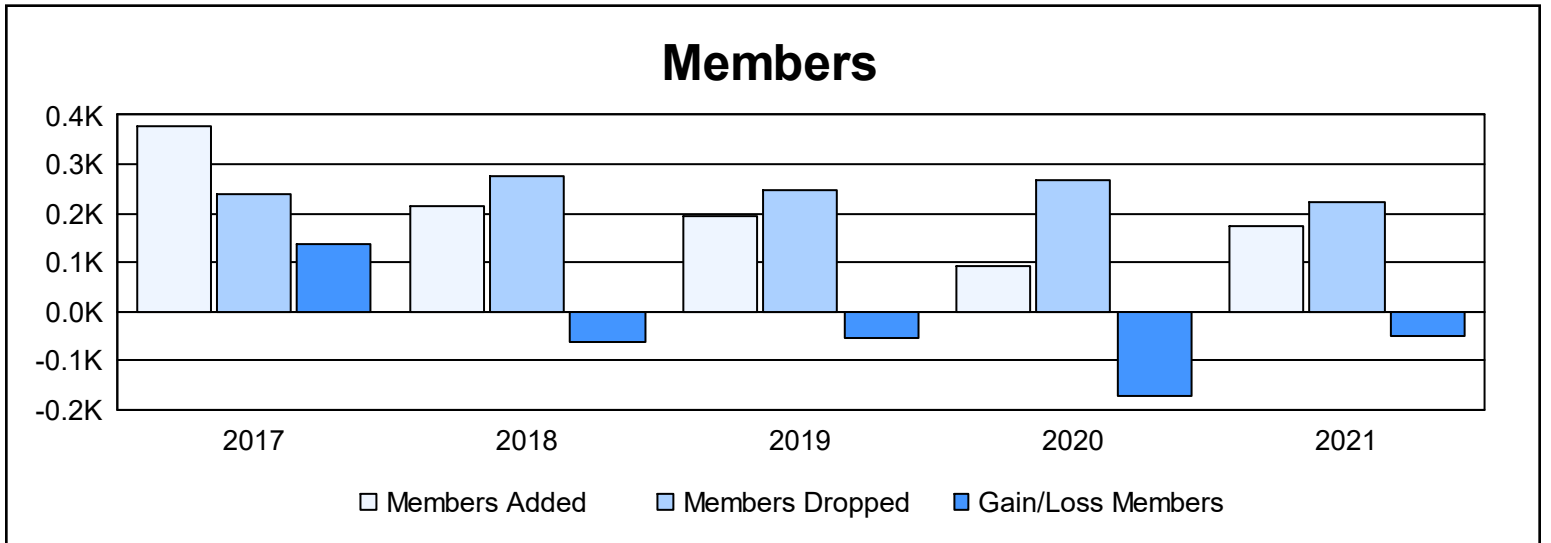
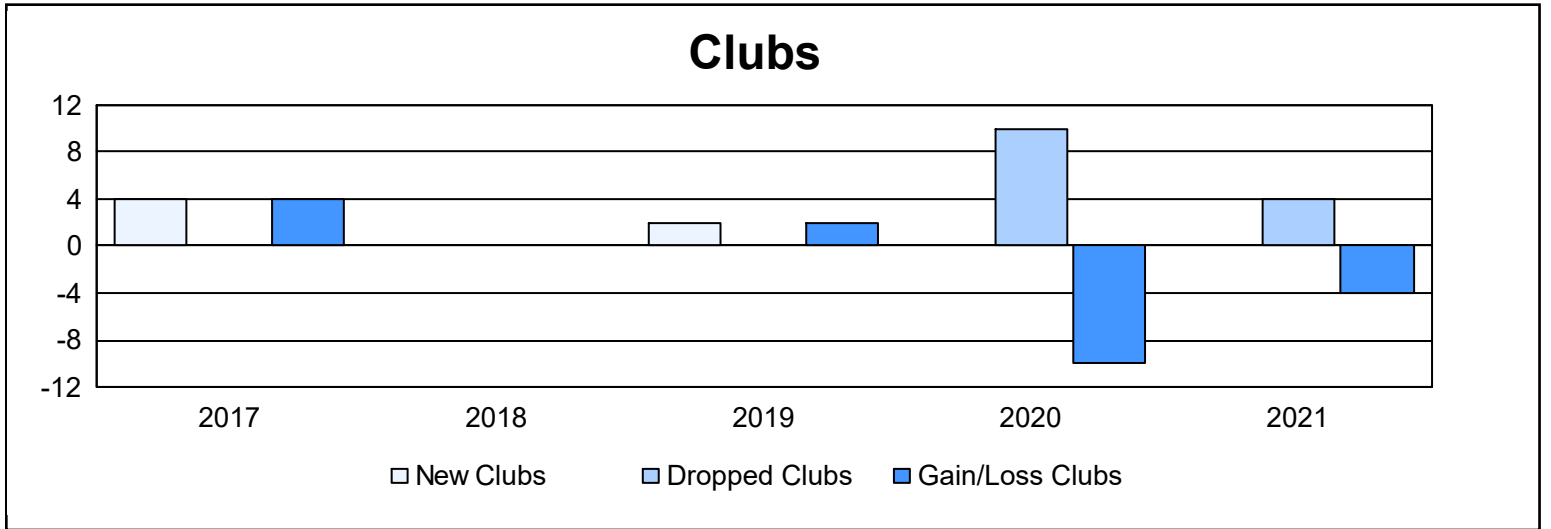
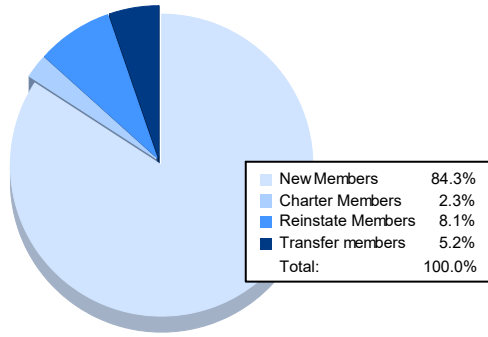


| Year           | New Clubs | Dropped Clubs | Gain/ Loss Clubs | New Members | Charter Members | Reinstate Members | Transfer Members | Total Member Added | Total Members Dropped | Gain/ Loss Members |
|----------------|-----------|---------------|------------------|-------------|-----------------|-------------------|------------------|--------------------|-----------------------|--------------------|
| 2016-2017      | 4         | 0             | 4                | 259         | 106             | 2                 | 10               | 377                | 238                   | 139                |
| 2017-2018      | 0         | 0             | 0                | 175         | 4               | 18                | 18               | 215                | 276                   | -61                |
| 2018-2019      | 2         | 0             | 2                | 125         | 49              | 6                 | 14               | 194                | 248                   | -54                |
| 2019-2020      | 0         | 10            | -10              | 69          | 1               | 11                | 12               | 93                 | 266                   | -173               |
| 2020-2021      | 0         | 4             | -4               | 145         | 4               | 14                | 9                | 172                | 222                   | -50                |
| <b>Average</b> | <b>1</b>  | <b>3</b>      | <b>-2</b>        | <b>155</b>  | <b>33</b>       | <b>10</b>         | <b>13</b>        | <b>210</b>         | <b>250</b>            | <b>-40</b>         |



### Membership Composition June 2021 Cumulative



### Gender Composition June 2021 Cumulative

